

# Cora Cat 48

---

USA Edition



CORA  
CATAMARANS

PMG  
SHIPYARD



## A Home at Sea

---

The Cora 48 catamaran is a power-packed family cruiser that will surprise you at every turn.

With a comprehensive suite of features, this catamaran is ideal for weekend cruising or open water adventures.

Designed with an emphasis on functionality, safety and comfort, the yacht boasts state-of-the-art systems, surpassing all rivals in her class in innovation and technology. With its exceptional comfort and space utilisation, the Cora 48 represents a new level of well-being and luxury on a 48 foot yacht.

## Versions available

---

- 3 Cabins with 3 bathrooms and 2 showers
- 4 Cabins with 4 bathrooms and 2 showers
- Extended owner's cabin and kitchen, 3 Cabins with 3 bathrooms and 2 showers
- Beach View layout 3 Cabins with 3 bathrooms and 3 showers
- Extended owner's cabin and kitchen, Beach View 3 Cabins with 3 bathrooms and 3 showers



## Overview

---

- 2 x 260 hp Diesel engines with shaft drive, electronic control, 5 blade propellers and hydraulic power steering system
- Woodwork using certified teak, and quality laminates
- Fuel efficient – long range design

## Helm & Navigation

---

- C Zone management system
- Full engine instrumentation
- Power assisted hydraulic steering system and complete electronic engine controls
- Navigation lights control
- Large storage compartment under helm with ease of access to console instruments
- Chain counter with remote control



## Flybridge

---

- Area: 22m2
- Helm station console with waterproof cover
- Staircase from cockpit with handles
- Helm seat with covers
- Forward facing sofa seat for 3 persons
- Large U-shaped rear sofa for 8 persons with handcrafted teak tables
- Large under seat waterproof stowage
- 316L stainless steel handrail
- 316L stainless steel framed inversed windshield with acrylic windows to deflect wind and reflection
- Flagpole
- Radar arch with mast and hardtop roof
- LED navigation lights (port, starboard, stern, anchor and running)
- LED main lighting
- Fully covered fiberglass hardtop
- Storage under seating area for safety equipment
- 90 liter refrigerator
- Space for electric barbecue
- Protective hatch between flybridge and staircase
- Fusion high quality sound system



## Galley

---

- 1 double drawer fridge/freezer and 1 family sized fridge/freezer
- Space suitable for dishwasher
- Under counter storage locker
- Stainless steel sink with pull-out mixer tap
- Storage cupboards and drawers
- Concealed waste bin
- Two plate ceramic stove cooktop
- HI Max or equivalent solid surface counter top, with draining grooves
- Microwave / convection oven
- LED ceiling lighting
- Ample storage
- Ice maker
- Fusion high quality sound system



**The flybridge: your outdoor living room**

The flybridge of the Cora 48 is a living space on its own. In addition to the helm position, it offers two roomy sofas, a galley with barbecue and fridge and dining for 6-8 people.



## Cockpit

---

- Area: 27m2
- 1 x transom boarding / swim ladder
- Stainless steel 316L staircase with Flexiteak steps to flybridge
- 6 seat sofa with backrest and under-seat stowage
- Handcrafted composite and teak table
- LED exterior lighting
- 32 amp shore power connection with cable 240 V/50 hz or US standard
- Work counter with storage locker
- Easy lifting deck hatches to engine compartments (port & starboard) with gas struts
- Wide side decks
- Transom shower
- Transom swim platform for easy and safe boarding, and swim shower area
- Self-draining cockpit
- Freshwater deck wash outlet
- Washer/dryer
- Fusion high quality sound system



## Foredeck & Side Decks

---

- Sunlounge cushions
- Main locker for access to anchor gear
- Vertical windlass, bow roller and Delta anchor (below deck for safe unobstructed walkway)
- Forepeak storage compartments, with easy opening gas struts
- 316L stainless steel handrail, body height for maximum safety, child safety gate and bow "lover's seats"
- Watertight opening deck hatches for natural light and ventilation
- 6 x 12" Mooring Cleats
- Anchor wash down freshwater faucet





## Saloon

---

- Area: 17m2
- Quality flooring
- Sofa seating for 6-8 people depending on layout
- Handcrafted dining table for 4-6 people
- LED downlighting
- Large 316L stainless steel sliding door with tempered glass for access to cockpit
- 180 degree panoramic view with tempered glass safety windows
- Stairs leading to master cabin and guest cabins
- Faux leather ceiling and wall coverings
- 48" LED TV
- Air conditioning outlets and comfort fan



## Forward Cabins

---

- Large double bed, 1.70 x 2.00 m with mattress
- Large ocean view window
- Storage space under bed
- Hanging locker with shelves
- Deck hatch for natural light & ventilation
- LED ceiling lighting
- LED ambience lighting
- Reading lamps
- 220 V or 110 V power outlet x 2
- Quality flooring
- Air conditioning outlets and comfort fan

## Aft Cabins

---

- Large double bed, 1.70 x 2.00 m with mattress
- Large ocean view window
- Storage space under bed
- Hanging locker with shelves
- Deck hatch for natural light & ventilation
- LED ceiling lighting
- LED ambience lighting
- Reading lamps
- Vinyl tiling teak / oak flooring
- Soft faux leather wall and ceiling covering
- 220 V or 110 V power outlet x 3
- Sofa seat (Owner's version)
- Air conditioning outlets and comfort fan



**The owner's cabin, a proper stateroom**

In addition to a roomy interior, the owner's cabin offers shelves and wardrobes, a sofa and a vanity table. The ensuite luxury bathroom is located towards the bow.



## Heads, Showers and Comfort

---

- Deluxe electric marine toilet with an integrated macerator system / salt water flush
- Private door leading to cabin
- Hi Max solid surface counter top
- Wash basin with single lever mixer tap
- Separate enclosed shower with teak grate
- Mirror, shampoo and sundries shelf
- Under counter stowage
- Tissue holder and towel rail
- Opening port light for natural light & ventilation
- Complete black and grey water systems
- LED downlighting
- 64,000 BTU reverse-cycle air conditioning system (69,000 BTU – 4 cabin version)



## Engine Compartment and Equipment

- 2 x 260 hp Diesel engines with reversible V-drive gearboxes for comfort and ease of maintenance
- Electronic engine control and instrument panels
- 2 x 12 V – 150 amp alternators
- Exhaust/water mixing elbow with marine muffler for noise reduction
- Automatic fire suppression system, heat activated with engine shutdown, helm station alarms and manual release
- Manual engine and generator fuel shutoff valve from main deck level
- 565 mm, 5 blade C-Foil propellers for optimum efficiency, performance and comfort
- Hydraulic steering cylinders
- Cathode protection
- Dripless shaft seals
- Forced engine room ventilation with louvered air vents
- Engine room heat and sound insulation, flame retardant
- LED engine room lighting
- Large engine compartment for ease of access and maintenance
- Shutoff valves for all underwater in- and outlets
- Keel with shoe for protecting propellers and rudder from nets, ropes and sea bottom (not available with IPS)
- Raw water strainers, with clear lids for easy inspection
- 6 automatic bilge pumps with manual override
- 80 l hot water storage system
- Electric (150 kg) davit system lift for tender



## Fuel System

---

- 2 x 1000 liter (264 US gal) custom made stainless steel fuel tanks
- Stainless steel deck fuel fillers and breathers
- Fuel/water separator filters for added safety and ease of maintenance
- Remote fuel shutoffs from outside engine room
- Fuel tank monitoring
- Fuel transfer between tanks

## Construction

---

- FRP Construction
- Vinylester resin by vacuum infusion method for excellent resistance to corrosion, organic/inorganic acids, alkalis, oxidizing chemicals and salt solutions
- Isophthalic gelcoat for high color stability and osmosis resistance
- Vacuum infused core sandwich with eGlass fibre
- Watertight engine room compartments
- High quality tempered glass windows
- Marine Grade 316L stainless steel handrails, deck fittings and hardware



## Electrical System

---

- 24 V DC, 230 V 50 Hz AC for appliances and 110 V 60 Hz AC for sockets through inverter
- 1,000 Ah AGM batteries for house power
- 3 x 1150 cold crank amp (CCA) engine starting batteries
- Blue Sea electrical equipment
- C Zone management system
- 2 x 32 A shore power connections with cable
- 24 V, 3000 watt, 60 amp inverter / charger

## Safety

---

- Automatic engine compartment fire suppression system with engine shutdown, helm station alarms and manual release
- Manual fire extinguishers
- Collision bulkheads in bow, and watertight engine compartments
- Keel with shoe for protecting propellers and rudder from nets, ropes and sea bottom (not available with IPS)
- 30 kg anchor with 70 m, 10 mm chain
- MOB life ring

## Additional Included Items

---

- Owner's manual
- Engine and equipment manuals
- Boat hook
- Ship's document case
- Mooring docking kit

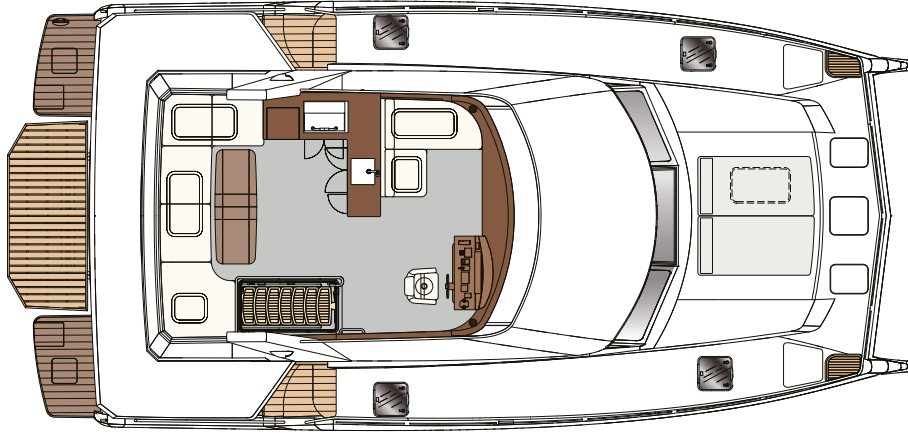


## Specifications

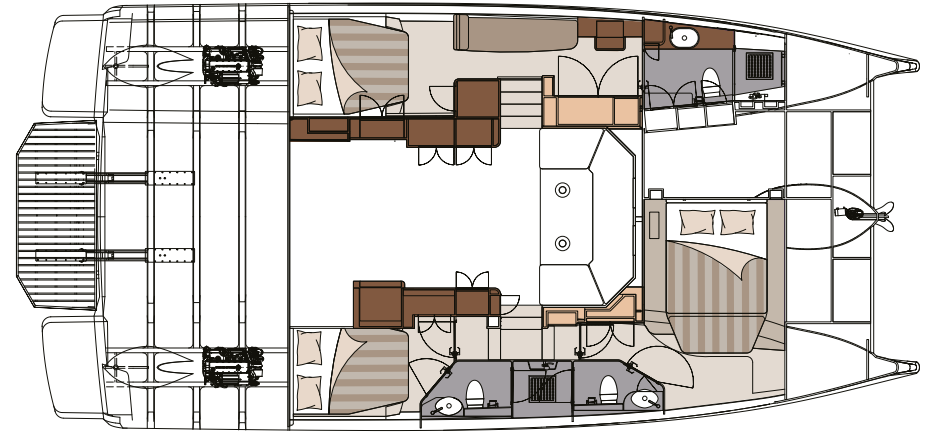
Length overall	14.75 m / 48.39 ft
Beam	7.23 m / 23.72 ft
Draft (Max)	0.99 m / 3.25 ft
Air Draft	6.79 m / 22.66 ft
Displacement (MOC)	16,700 kg / 36,800 lbs
Displacement (LDC)	24,000 kg / 52,910 lbs
Tunnel Clearance	850 mm
Standard Engines	2 x 260 hp
Range	1400 nm at 8 knots
Maximum speed at MOC	18 knots
Maximum speed at LDC	15 knots recommended
Cruising speed	9-11 knots
Freshwater	800 l / 211 US gal. approx
Diesel	2,000 l / 528 US gal. approx
Waste Water: Black Water	300 l / 79 US gal.
Waste Water: Grey Water	300 l / 79 US gal.
CE Certification	Category A
Architect	AMD
Builder	PMG Shipyard



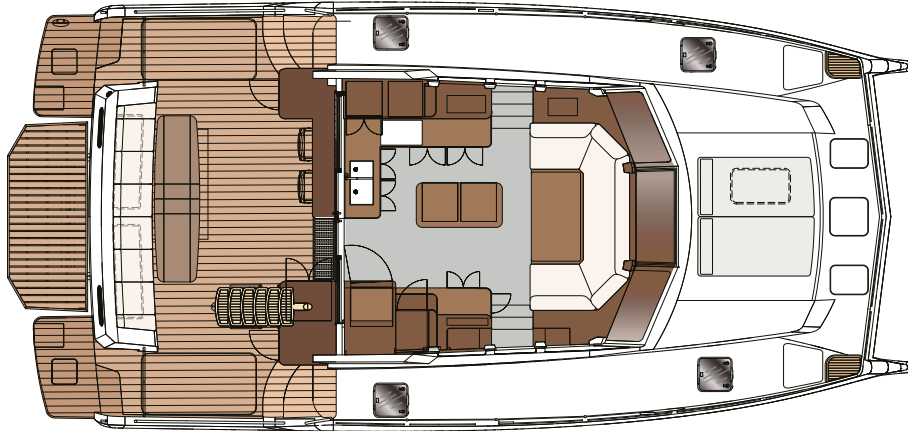
Flybridge Plan



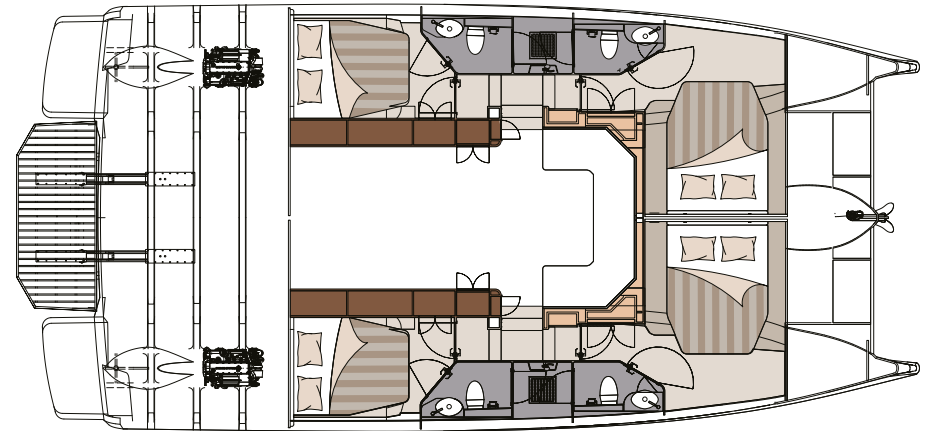
Lower Deck Plan  
3 Cabin  
Standard Layout



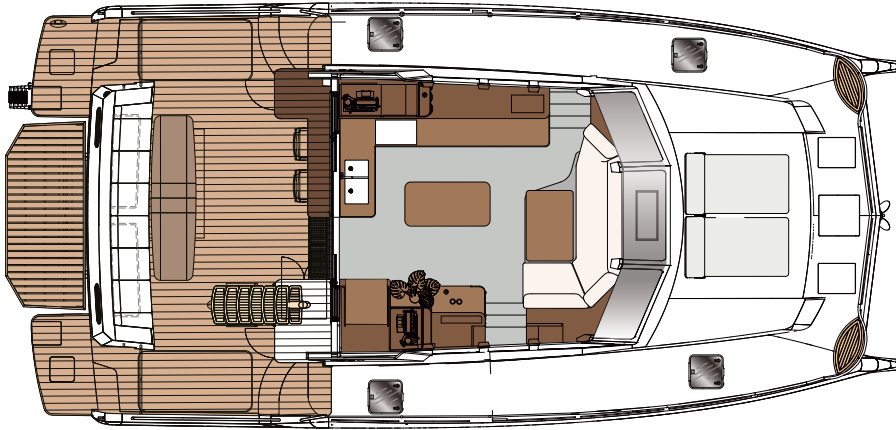
Main Deck Plan



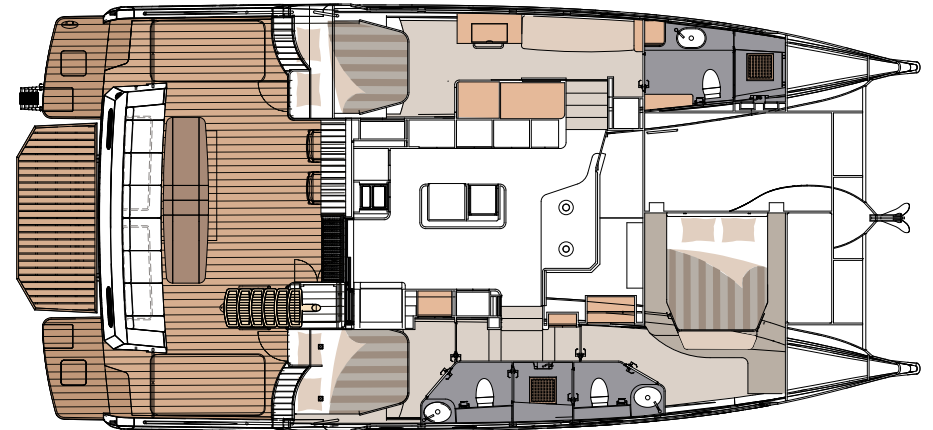
Lower Deck Plan  
4 Cabin  
Family Layout



Extended Kitchen & Owner's Cabin



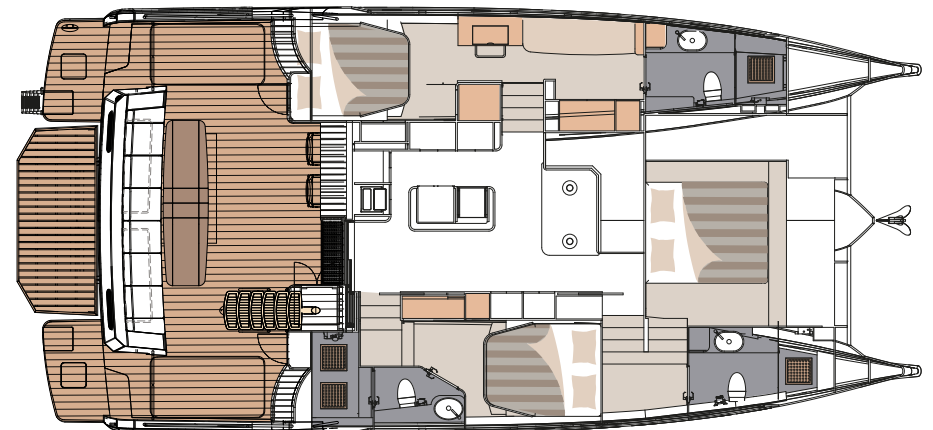
Extended Kitchen & Owner's Cabin



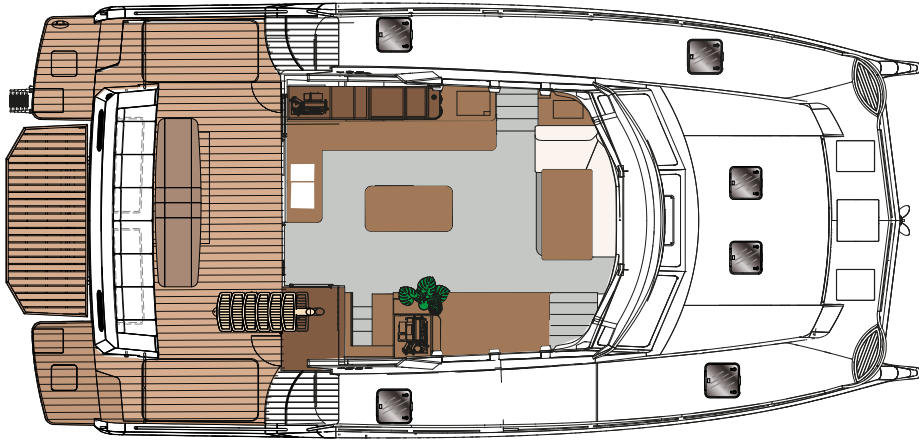
Central Cabin "Beach View"



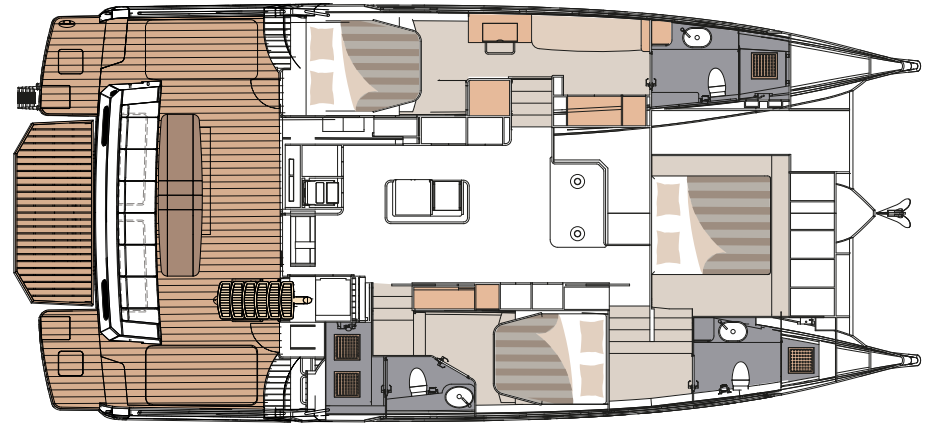
Central Cabin "Beach View"



Extended Salon & Beach View Cabin



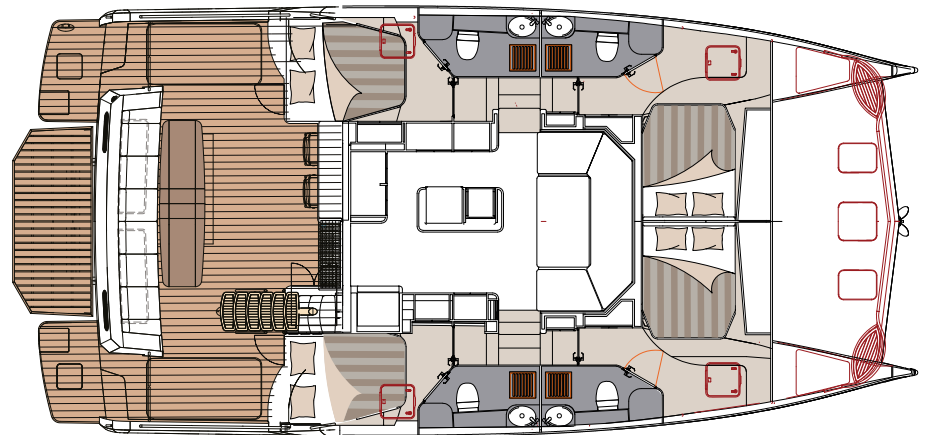
Extended Salon & Beach View Cabin



Extended Salon & Beach View Cabin, 3D View



Lower Deck Plan  
4 Cabin  
Charter Layout





Disclaimers: Each boats is built to customer specifications. Images and illustrations may show decoration and equipment that is not standard. Specifications and design may change without prior notice.

[info@pmgshipyard.com](mailto:info@pmgshipyard.com)  
[www.pmgshipyard.com](http://www.pmgshipyard.com)

Distributor:



**BLUEWATER**  
— YACHT —

Blue Water Yacht Company LLC  
[www.BlueWaterYachtCompany.com](http://www.BlueWaterYachtCompany.com)  
2900 Tuxedo Ave.  
West Palm Beach, FL. 33405  
Toll-Free: (866) 258-3987  
[info@bluewateryacht.co](mailto:info@bluewateryacht.co)